





TEMPLATE KEY

-  = PANEL CUT
-  = BLEED AREA
-  = FINISHED SIZE
-  = SAFE AREA

BLEED AREA

N/A

Area of art that is used for finishing product. Background color/image should extend into this area.

TOTAL AREA

22\"/>

Area of art that is still visible after finishing product. Background color/image should extend into bleed area.

FINISH SIZE

13\"/>

Area of art that is safe to have all important info. Keep all logos, images, and text within this area.

Using PMS colors in your artwork is recommended but an exact match can not be guaranteed.

Digital products are printed CMYK (4 color) process from your file.

All images must be embedded and all fonts must be outlined.

ACCEPTABLE FILE FORMATS:



Vector lines




Vector image

- Adobe Illustrator (.ai, .pdf, .eps)
- All Fonts Outlined
- Images Embedded







Raster image

- Adobe Photoshop (.psd, .tif, .jpg)
- 200 DPI at 100% Scale



TEMPLATE KEY

-  = PANEL CUT
-  = BLEED AREA
-  = FINISHED SIZE
-  = SAFE AREA

BLEED AREA

N/A

Area of art that is used for finishing product. Background color/image should extend into this area.

TOTAL AREA

22"W x 5.5"H

Area of art that is still visible after finishing product. Background color/image should extend into bleed area.

FINISH SIZE

13"W x 4.5"H

Area of art that is safe to have all important info. Keep all logos, images, and text within this area.

Using PMS colors in your artwork is recommended but an exact match can not be guaranteed.

Digital products are printed CMYK (4 color) process from your file.

All images must be embedded and all fonts must be outlined.